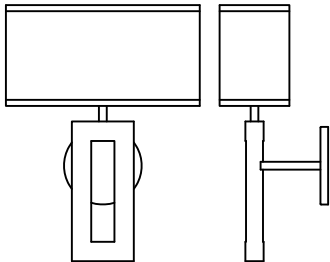
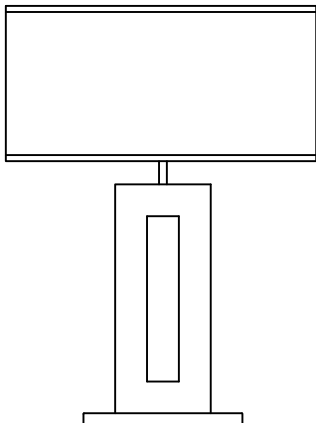
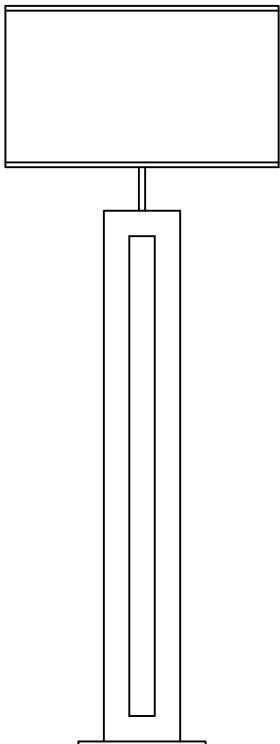


Sketch	Description	Lamping	Materials	Finishes
	CL1901 Wall Sconce Overall Dimensions: 12 1/2"W x 16 1/2"H x 7"Proj. Shade Dimensions: Oval, 4 1/2" x 12 1/2" x 6 1/2"VH Backplate Dimensions: Ø5" x 1/2"T Hardback linen shade Other details: Hardwired. UL listed.	<ul style="list-style-type: none"> • Incandescent 1 @ 60W max Candelabra base • Fluorescent 1 @ 13W max Candelabra base 	<ul style="list-style-type: none"> • Steel • Wood • Poly 	<ul style="list-style-type: none"> • Plated Finish • Painted Finish
	CL1903 Table Lamp Overall Dimensions: 20"W x 27"H Shade Dimensions: Oval, 7" x 20" x 10"VH Base Dimensions: Oval, 5 1/8" x 10 1/4" x 3/4"H Hardback linen shade Other details: 8' clear silver cord w/ polarized plug On/off push button switch at base UL listed.	<ul style="list-style-type: none"> • Incandescent 1 @ 100W max Medium base • Fluorescent 1 @ 23W max Medium base 	<ul style="list-style-type: none"> • Steel • Wood • Poly 	<ul style="list-style-type: none"> • Plated Finish • Painted Finish
	CL1905 Floor Lamp Overall Dimensions: 22" W x 60"H Shade Dimensions: Oval, 8" x 22" x 13"VH Base Dimensions: Oval, 6 1/2" x 10 1/4" x 3/4"H Hardback linen shade Other details: 8' clear silver cord w/ polarized plug On/off foot switch in cord, 8" from base UL listed.	<ul style="list-style-type: none"> • Incandescent 1 @ 150W max Medium base • Fluorescent 1 @ 28W max Medium base 	<ul style="list-style-type: none"> • Steel • Wood • Poly 	<ul style="list-style-type: none"> • Plated Finish • Painted Finish